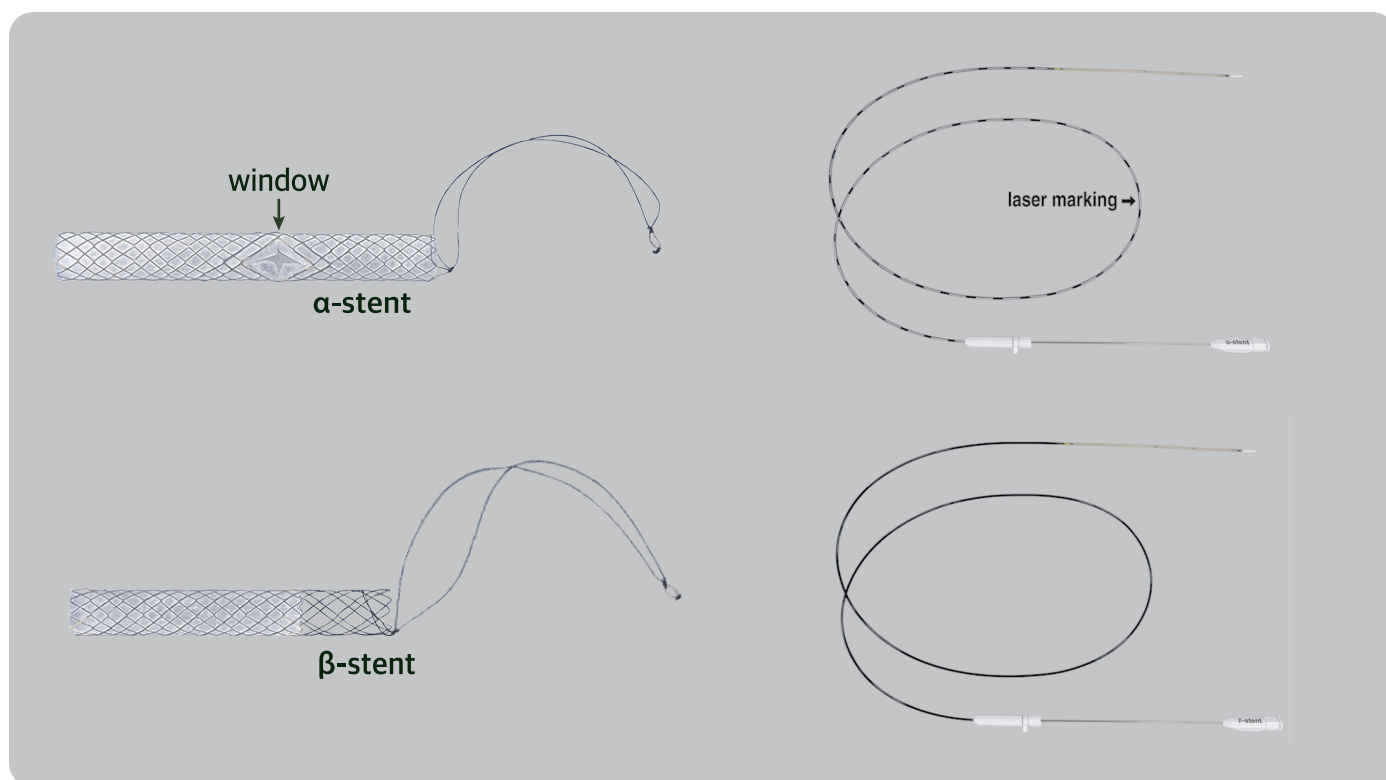



EGIS Biliary USAb

(Patent KR 10-2438979 & KR 10-2421209)




Precision. Adaptability. Efficiency.

Experience a new era of medical intervention with the USAb stent. Its Silicone Full Covered structure ensures accurate placement, while its advanced construction unlocks seamless procedures and efficient removal. Elevate your practice and patient care.

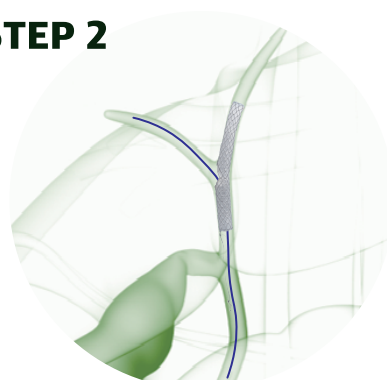
Process

STEP 1



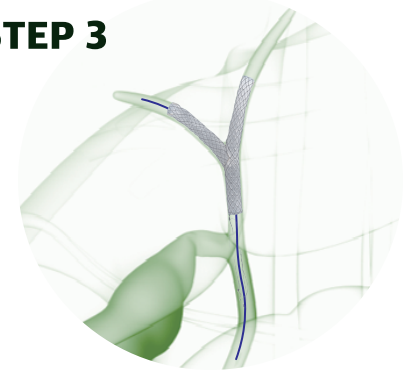
Place the α -stent with the line marker of the delivery system facing upward so that the window is located in the bile duct branch.

STEP 2



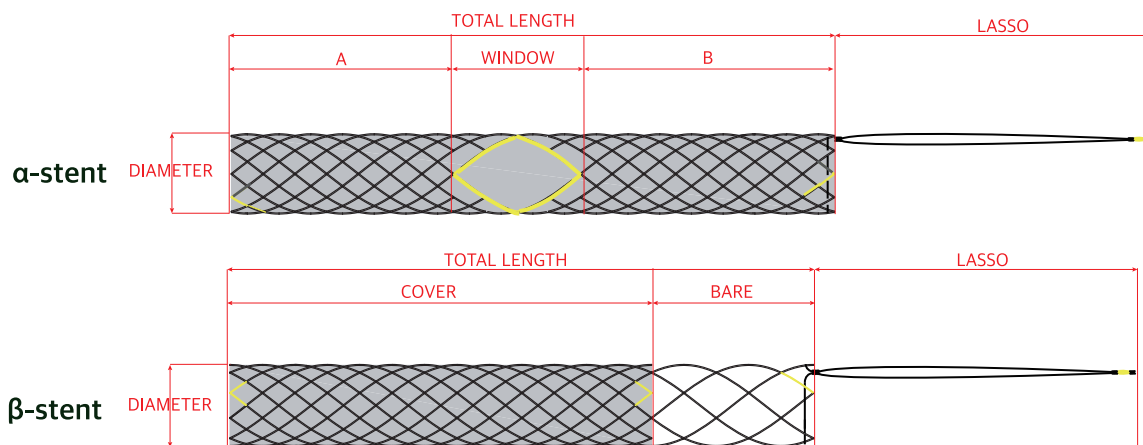
Pass the guide wire through the window of the α -stent.

STEP 3



Deploy the β -stent along the guide wire.

Specification



Delivery System : 8Fr / 50, 180cm Unit : mm

Type	TTS	Diameter	A / B	window	Total	Lasso
α -stent	UAE*****	10	20	15	55	100
	UAE*****N		30		75	
			40		95	
Type	TTS	Diameter	Cover	Bare	Total	Lasso
β -stent	UBE*****	10	20	20	40	100
	UBE*****N		30		50	
			40		60	

